

RE: **IMPORTANT MICROSOFT PROJECT ONLINE UPDATE**

Beginning June 30, 2017, Project Online will require the latest version of Project to connect to Office 365.

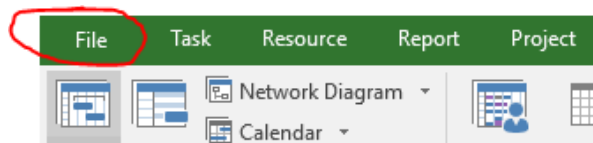
Microsoft is making changes to features in Project Online that will impact the ability of users with older versions of Project to connect to Project Online.

### How does this affect you?

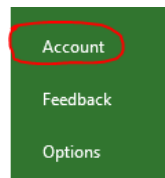
If you are using Project 2016, you will need to be on a supported build to connect to Project Online. For Project Professional 2016 customers, the RTM build (16.0.4266.1000) is the minimum build.

To find the RTM build on your version of Project:

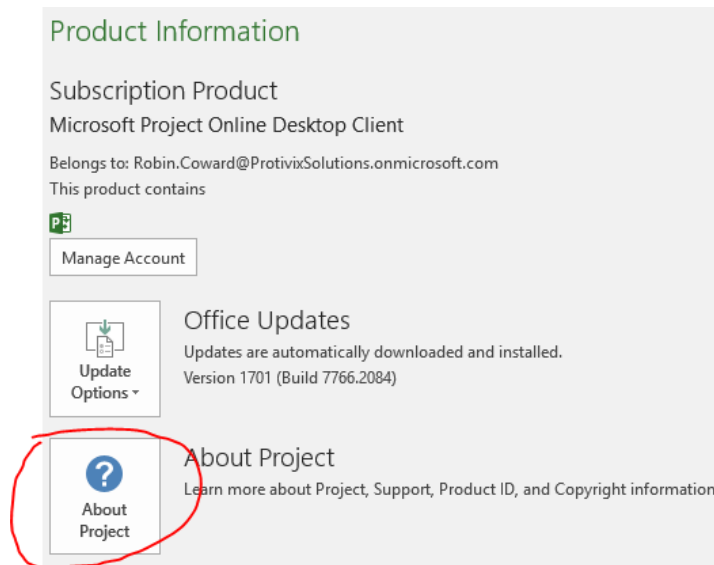
1. In Project Professional, click File.



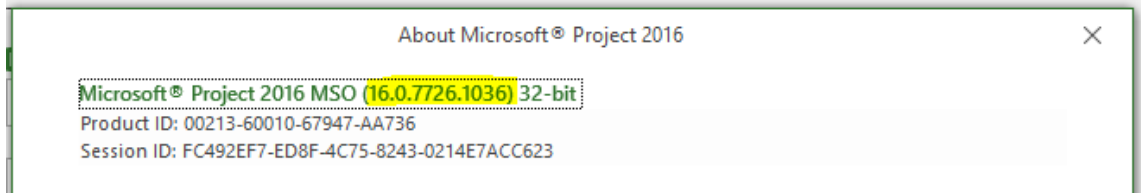
2. Click Account on the menu to the left.



3. Under Product Information, click on the About button.



4. In the About “pop-up”, you will see the build you are on currently.



For Office 365 customers using the Project Online Desktop Client (the subscription version of Project Professional 2016), you need to be on the previous Deferred Channel build (currently build 16.0.6741.2088) or any other build that is more recent. If you are using any prior version of Project, you will encounter issues connecting to Project Online.

### What do you need to do to prepare for this change?

1. Make sure you've upgraded to a supported Project 2016 build, by June 30, 2017, to continue connecting to Project Online without interruption.
2. If you are on Project Professional 2013, Project 2016 will need to be installed to replace the 2013 version.
3. If you are on Project 2016 and need to update to the current build, the latest Updates are available by clicking the “Update Options” button (located on the same Account page, above the “About” button) and selecting “Update Now”.
4. If users are required to have Administrative Rights to update or install applications, they will need to coordinate with IT.

**NOTE:** This change will not affect users who are not connecting to Project Online.